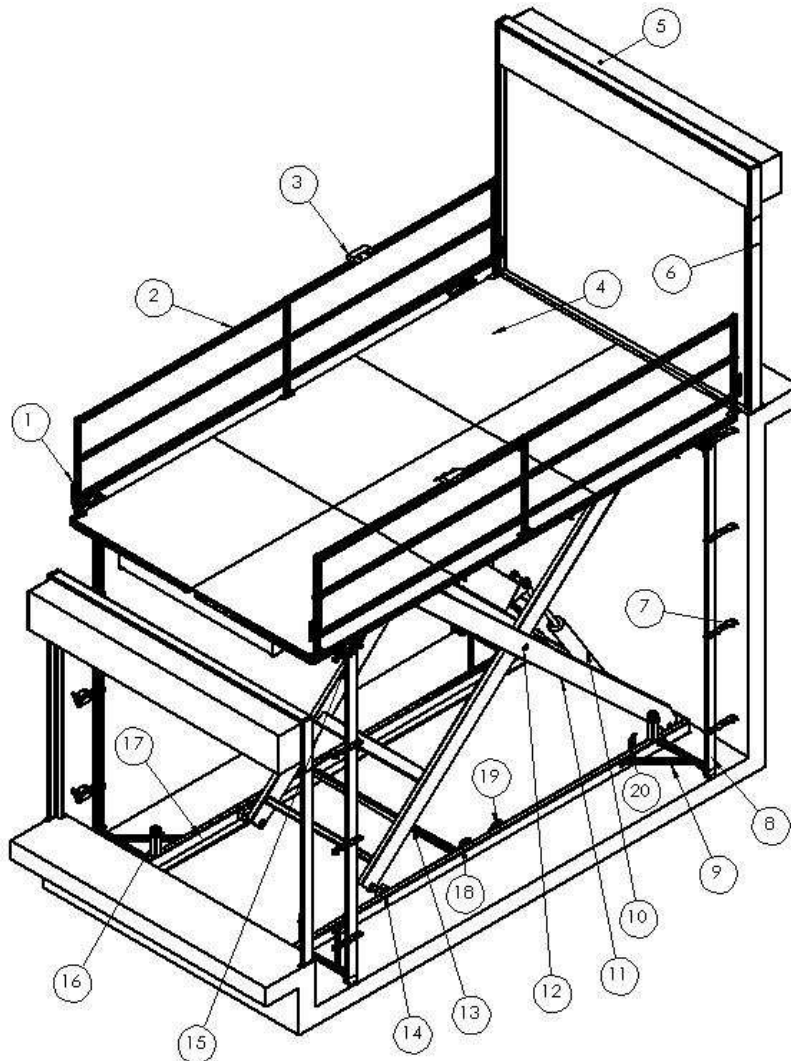


SCISSOR LIFT PLATFORM FOR VEHICLES

PLANNING DATA

1. Product description

Kleemann – Oscar scissor lift platform for vehicles is designed according to the European Union Machinery Directive 2006/42/EC. It is suitable for the vertical transport of vehicles between two levels. The product is consisted of the power unit (oil tank, pump, motor and valve block), control panel, landing doors, guide rails, platform with balustrade and photocell, and the scissor mechanism with the pistons. By holding pressed the UP push button oil is pressed into the cylinders and the platform rises. The motion is transferred to both scissors so as to achieve a longer travel. By holding pressed the DOWN push button the oil is released through the valve block and the platform lowers.



1. Photocells	11. Outer scissor arm
2. Balustrade 1.1m height	12. Scissor axle
3. Control panel	13. Inner scissor arm
4. Wooden floor (wired frame)	14. Arm wheel roller
5. Roller Shutters	15. Slider
6. Roller Shutters frame	16. Buffer
7. Guide rail brackets	17. Scissor lift base
8. Guide rail	18. Upper limit switch
9. Machine guide rail bracket	19. Over travel limit switch
10. Piston	20. Lower limit switch

2. Technical Specification

Single Scissor / **Double Scissor**

Rated load (Kg): max 3000

Platform dimensions (mm):max 3000X6000*

Travel (mm): max 4000 / 7400

Overtravel: 50mm(down) + 50mm(up)

Max number of stops: max 4

Max car speed (m/sec): 0.05-0.10

Min pit depth (mm): 600 / 800

Min Headroom (mm): 2500

Guide rails: T 89x62x16

Piston diameter: Φ 70 – Φ 120X135

Motor: 5,5 Hp/380V / 7,5 Hp/380V

Max pump capacity: 14cc /rev

Block of valves: CBF

Rubber hose size: 2SN ½’’

Landing doors: Rollers with aluminium profile and internal single phase motor

* for special platform dimensions please contact Kleemann Hellas S.A

3. Safety components

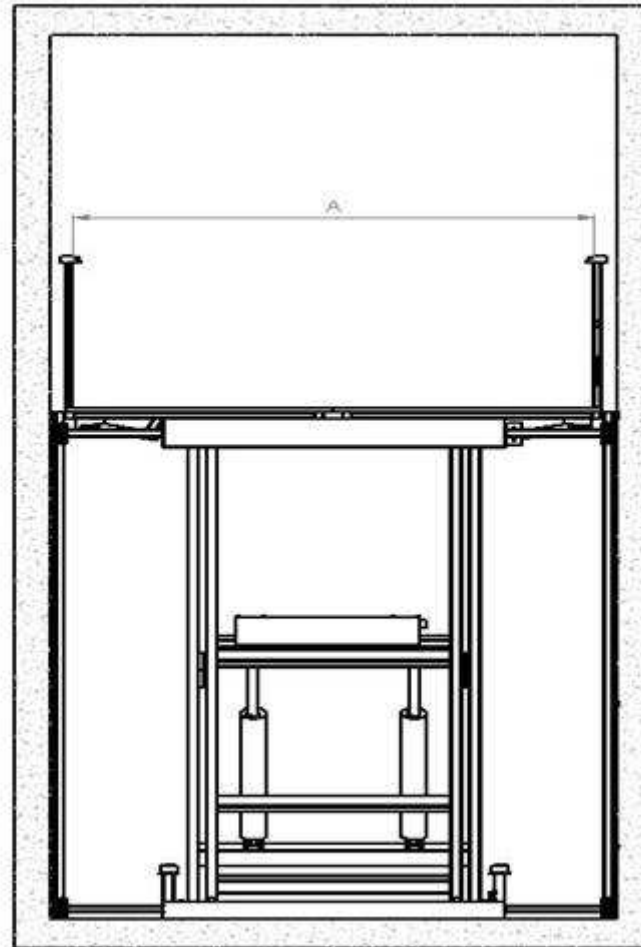
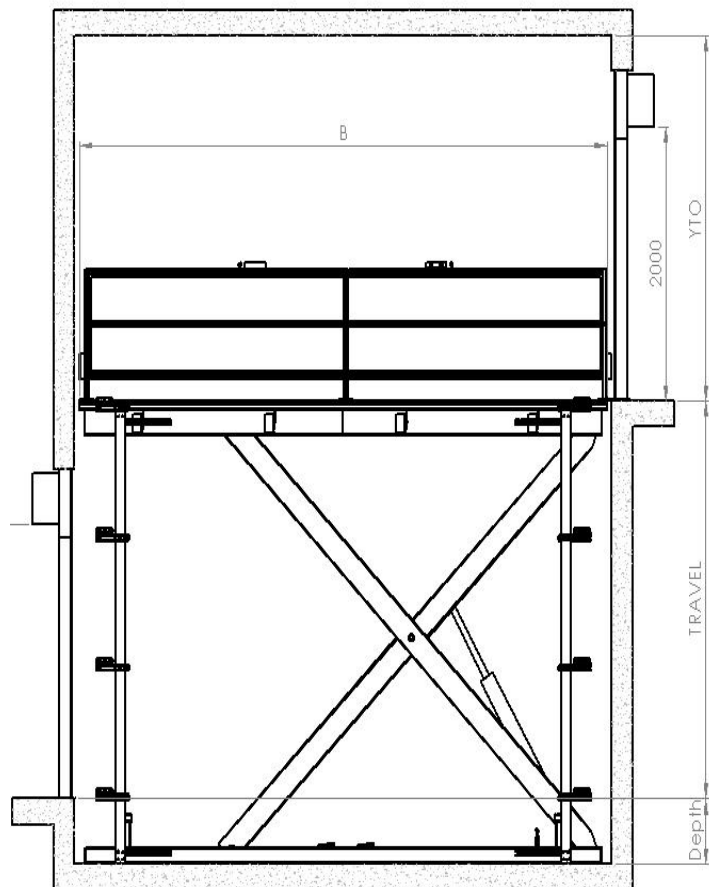
- Each cylinder features a parachute valve in case of rubber hose rupture
- Travel limit switch
- Manual descent switch in case of power failure
- Pressure relief valve
- Control pressure gauge
- Photocells at the 2 sides of the platform
- Railings with height 1.1m and metal sheet panel cover at the 2 sides of the platform
- “Hold to run” buttons

Roller Shutters dimensions

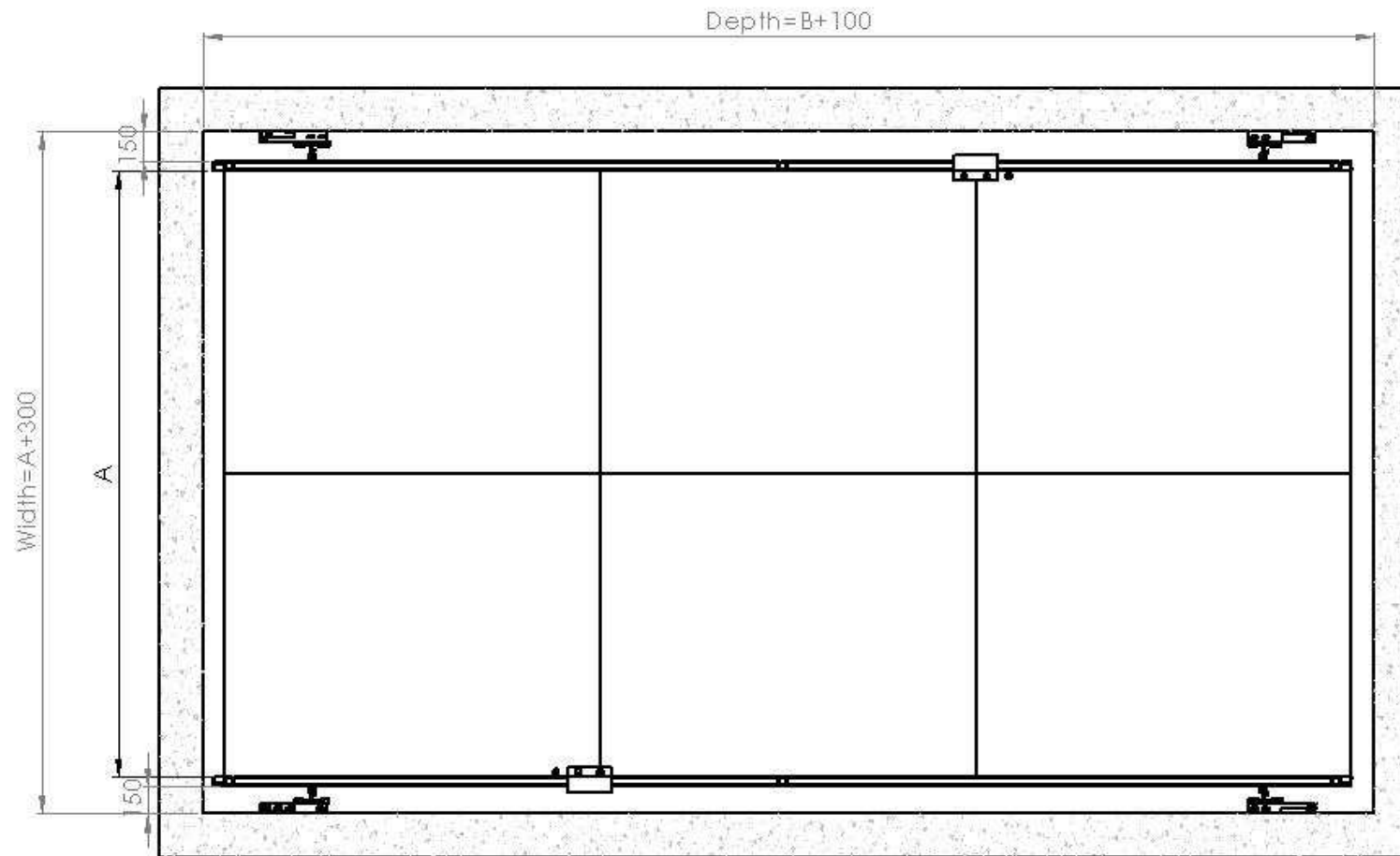
For Roller Shutter with clear height **A**mm we need building opening **A+ 585mm**

For Roller Shutter with clear width **B** mm we need building opening **B + 220mm**

4. Scissor lift platform cross section



5. Scissor lift platform plan view



It is important that the level of the pit is perfectly flat and the shaft walls vertical to the ground to ensure the proper operation of the scissor lift.