



Full range  
cover

## ATLAS SP



Green energy  
drive & control  
system



Customised  
cabins



High level  
security system



Premium quality

Passenger Lifts



**KLEEMANN**  
Your 1<sup>st</sup> Choice in Lifts





## Our story & heritage

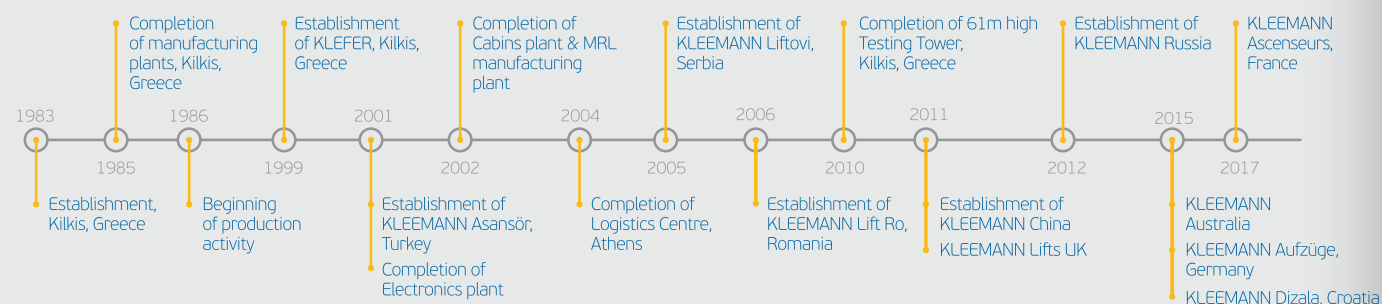
Founded in 1983 in Kilis, Greece, KLEEMANN is one of the major lift companies in the European and global market, providing any type of residential or commercial passenger and freight lifts, escalators, moving walks, accessibility and marine solutions, parking systems and components.

Its distribution network expands to more than 100 countries, with local presence in 15 of them.

KLEEMANN stands for innovation in design and technology, for flexibility and pragmatic thinking, for quality products and dedicated service and support.

Integrated manufacturing facilities, highly trained workforce and state-of-the-art IT systems and logistics support enable KLEEMANN to deliver reliable, highly personalised solutions, whatever the challenge.

## KLEEMANN timeline



BEST PRODUCT  
RANGE IN THE WORLD



EXPERTS IN SPECIAL  
PROJECTS



WORLD CLASS  
DESIGN





# Development in China

KLEEMANN China was  
founded in Kunshan in

2011

Our premises cover an area of

16,500  
square meters

The tower raises at

100  
meters height

Manufacturing capacity

5500  
units/year

Premium quality according to

European  
standards

Global sourcing and worldwide  
funneling under product quality  
control, compliant with

EN 81.1



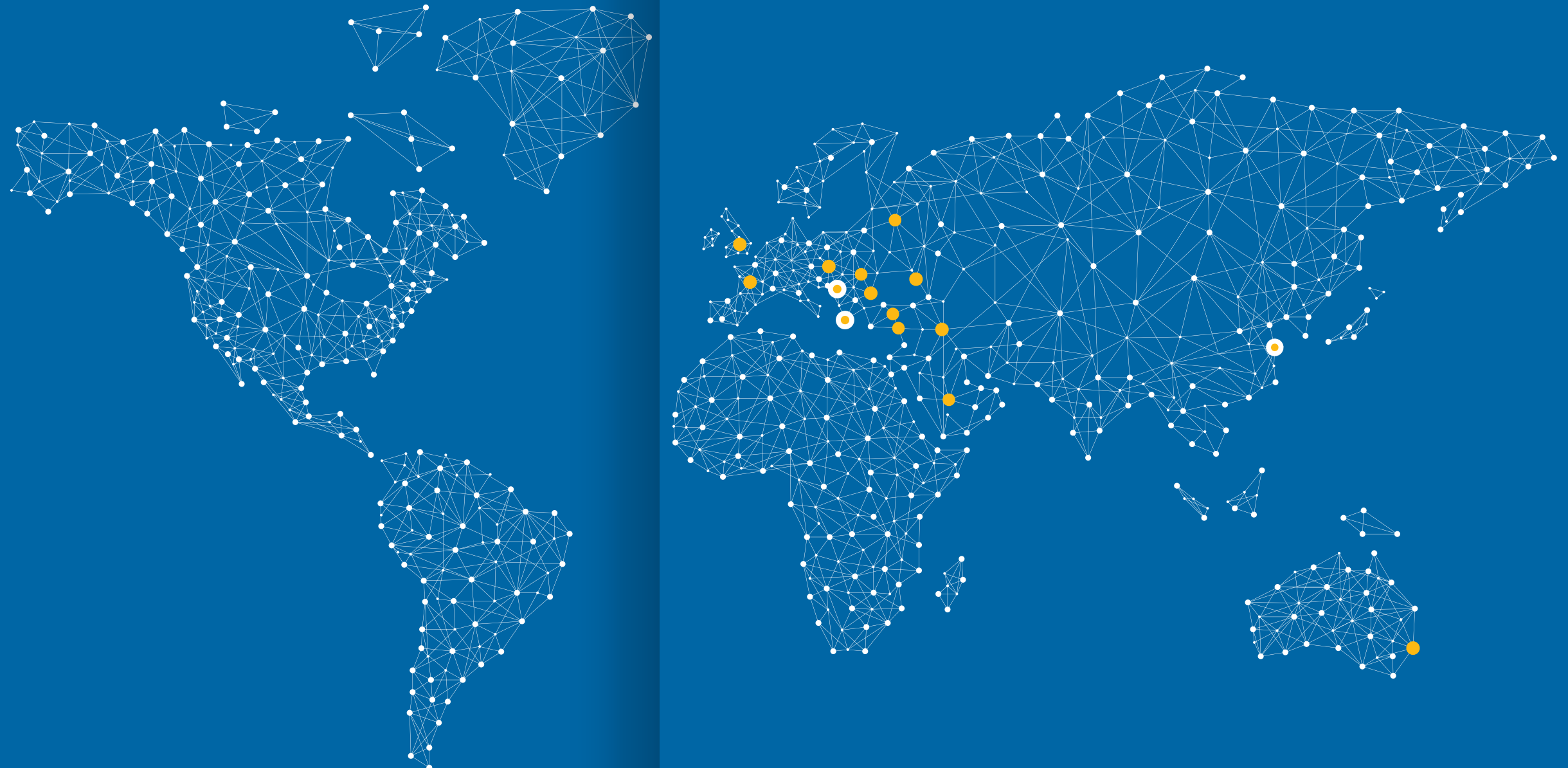


# Global perspective

We expand in  
more than  
**100**  
countries around  
the world

We have a local  
presence in  
**15**  
countries  
around the world

KLEEMANN Group facilities  
cover an area of 255.000 m<sup>2</sup>  
in land and 140.000 m<sup>2</sup>  
in buildings globally.



● MANUFACTURING FACILITIES ● LOCAL PRESENCE





## Outstanding ride quality

Atlas is designed to deliver both premium quality and exceptional ride comfort. Low noise levels and minimal vibrations ensure a smooth and pleasant passenger experience.

## Safety

Feel safe and secure with the guarantee of complete passenger safety.

## Ease of installation

Designed for ease of installation and use, reliability and spatial efficiency.

## Fast delivery

Place your order and enjoy prompt delivery.







# ATLAS BASIC SP



## Technical Specifications

Rated Load (kg)	375-1000
Suspension	2:1
Machine room	MRL (MR)
Max ratedspeed (m/s)	1.0/1.6
Min pit depth (mm)	for v≤ 1.0m/s 1100 for v≤ 1.6m/s 1250
Min clear headroom (mm)	for v≤1.0m/s 3400 for v≤1.6m/s 3650
Max entrances	2
Panoramic option	Yes
Type of machine	KLEEMANN RN
Ropes	Ø 6.5
Directives & Standards	EN81-1


# ATLAS RL SP

## Technical Specifications

Rated Load (kg)	375-1000
Suspension	2:1
Machine room	MRL (MR)
Max ratedspeed (m/s)	1.0/1.75
Min pit depth (mm)	for v≤ 1.0m/s 1150 for v≤ 1.75m/s 1300
Min clear headroom (mm)	for v≤1.0m/s 3400 for v≤1.75m/s 3650
Max entrances	2
Panoramic option	Yes
Type of machine	KLEEMANN RN
Ropes	Ø 8
Directives & Standards	EN81-1



# ATLAS GIGAS SP



## Technical Specifications

Rated Load (kg)	1050-2500
Suspension	2:1
Machine room	MRL (MR)
Max rated speed (m/s)	1.0/1.6/1.75
Min pit depth (mm)	for v≤ 1.0m/s 1100 for 1.0≤v≤1.6m/s 1270 for 1.6≤v≤1.75m/s 1315
Min clear headroom (mm)	for v≤ 1.0m/s and Q≤1600 3635mm for v≤ 1.0m/s and Q>1600 3750mm for v≤ 1.6m/s and Q≤1600 3845mm for v≤ 1.6m/s and Q>1600 3960mm for v≤ 1.75m/s and Q≤1600 3905mm for v≤ 1.75m/s and Q>1600 4020mm
Max entrances	2
Panoramic option	Yes
Type of machine	KLEEMANN RN
Ropes	Ø 8
Directives & Standards	EN81-1






## World class design

Since 2007, KLEEMANN has launched its creative research, in cooperation with the industrial designer Andreas Zapatinas. That was the beginning of a new era. Through this rewarding partnership, new technical and aesthetic solutions were explored and developed.


Inspired by human needs, KLEEMANN focuses on shaping new space qualities that lift the passenger's mood and stimulates interaction inside the elevator.



## Our cabins

KLEEMANN Design is about life. Going far beyond the elevator design, KLEEMANN cultivates a whole design culture that elevates each and every aspect of its operation. It is a way of thinking, a mindset of innovation.

Rather than thinking of the elevator as a box, KLEEMANN Design thinks of it as a unique space in the building and transforms the whole elevator experience into a new value for the people, the building, the environment.







# CLASSIC A510



## WALL FINISHES Wood veneers



IVE 14



VC1181



VC1182

Colours may differ slightly from those shown in the manual owing to the limitations of the printing process



# CLASSIC A520



## WALL FINISHES Artificial leather



BL-7033




4411



S7005



S7015



S4604


Colours may differ slightly from those shown in the manual owing to the limitations of the printing process





## CLASSIC A530

### WALL FINISHES Split panels



1635


Colours may differ slightly from those shown in the manual owing to the limitations of the printing process




## CLASSIC A710



### WALL FINISHES Artificial leather



BL-7033




4411



S7005



S7015



S4604

Colours may differ slightly from those shown in the manual owing to the limitations of the printing process



# Panoramic



## WALL FINISHES Stainless steel



Mirror Finish (No8)



Hairline 240

More options available.  
Please contact your sales engineer.  
Colours may differ slightly from  
those shown in the manual owing to  
the limitations of the printing process.




MODERN  
LIFE

# L310

## WALL FINISHES Stainless steel



Mirror Finish  
(No8)



Hairline  
240

More options available.  
Please contact your sales engineer.

Colours may differ slightly from  
those shown in the manual owing to  
the limitations of the printing process





WALL FINISHES  
Skinplates



Colours may differ slightly from those shown in the manual owing to the limitations of the printing process



MODERN  
LIFE

L510

WALL FINISHES  
Glasses



B123W White Glass



Y8W Yellow Mat



B14W Blue



K16 Orange Mat



Red Mat



PS YB9 Green








MODERN  
LIFE  
L530

WALL FINISHES  
Stainless steel



Mirror Finish  
(No8)



Hairline  
240

More options available.  
Please contact your sales engineer.


Colours may differ slightly from  
those shown in the manual owing to  
the limitations of the printing process




MODERN  
LIFE  
L710



WALL FINISHES  
Wood veneers



IVE 14



VC1181



VC1182

WALL FINISHES  
Stainless steel



Mirror Finish  
(No8)



Hairline  
240

More options available.  
Please contact your sales engineer.

Colours may differ slightly from  
those shown in the manual owing to  
the limitations of the printing process.



FUTURE  
TREND

T110




Colours may differ slightly from  
those shown in the manual owing to  
the limitations of the printing process




FUTURE  
TREND


T120



WALL FINISHES T110 / T120  
Melamines




144




147



145



A402



A378



142





FUTURE  
TREND  
T710



Ceiling detail

More options available.  
Please contact your sales engineer.  
Colours may differ slightly from  
those shown in the manual owing to  
the limitations of the printing process.



FUTURE  
TREND  
T310

Ceiling detail

WALL FINISHES T310 / T710  
Painted RAL

More options available.  
Please contact your sales engineer.





# Customised design

We have a passion to design cabins that combine innovation, class and functionality. With a solution-driven creative force, our highly specialised design team goes beyond standard, creating custom solutions even for the most challenging of your projects. Offering you flexibility and the best of design solutions, we work with you at all stages providing a totally elevated customer experience.

Work with our specialised design team to create the aesthetics of your ideal cabin









# Interior Materials

Combine any colours, materials, lighting and fixtures from our ready-made design lines with numerous styles for walls, ceilings and floors.

## Ceilings




## Handrails




## Floors

### Rubber




### Ceramic Tiles



### Artificial granites



### Laminates





## Cabin Operating Panels

Flush mounted




KCH  
full height



KCH LCD Blue Line  
full height



KCH TFT Blue Line  
full height



KCH C300  
3/4 height

Surface mounted




KCH SM BA SP  
3/4 height



KCH 1000 SP  
horizontal

Touch sensitive



KCH TSC Black  
full height/  
KCH TSC

## Indicators

Flush mounted



LCH TFT



LCH LCD



LCH C300

## Landing Operating Panels

Flush mounted



LCH 102  
Dot matrix



LCH 102  
LCD



LCH 102  
TFT



LCH C302



LCH C342

Surface mounted



LCH SM1

Touch sensitive



LCH TSL 102





# Special Features

## Magic Mirror

The Magic Mirror is an LCD display, which is functioning as a normal display while it is activated and as a full mirror while it is deactivated.

The surface glass/mirror is constructed to be combined with the LCD display and it complies with the necessary surface, hardness and tension requirements.



## Virtual Window

Virtual Window is one of the world's first immersive architecture & experience design elevator products. The display adapts the viewer's point of view in real time, according to the elevator's movement.

The patent pending Virtual Window software detects the movement of the elevator car - so it recognises whether it is stationary or moving, its direction, speed and location. This analysis is translated to the movement of the display's content.



## Automatic Doors

Solutions for all dimensions, with wide range of options, easy to install and adjust.



Stainless Steel Satin



Big Vision



Full Glass





# Projects around the world

Being a reliable and innovative brand, renowned for specialising in unique and customised solutions, KLEEMANN is proud of its projects all around the world.

Through the years, KLEEMANN has developed a wide global network of customers and has fairly gained the position as a most valued lift manufacturer worldwide. KLEEMANN owns manufacturing facilities in Greece, Serbia and China and a wide network of companies around the world.

Thanks to the credibility, special innovative design and flexible and prompt service, as well as the importance to continuous development, KLEEMANN has earned the preference of the market.

For the people in KLEEMANN each project is a chance to go beyond conventional engineering and design!

KLEEMANN customers are unique and so are their projects!



## Mary Rose Museum

### SPECIFICATIONS

Country	United Kingdom
Location	Brighton
Type of product	Traction MRL lifts





## Big Fashion Mall

### SPECIFICATIONS

Country	Serbia
Location	Belgrade
Type of product	Atlas Gigas, Moving Walks, Escalators



## Ferrari & Maserati exhibition centre

### SPECIFICATIONS

Country	Australia
Location	Sydney
Type of product	Atlas MRL lifts





# Khartoum Corporate Centre

## SPECIFICATIONS

Country	Australia
Location	Macquarie Park
Type of product	Atlas Gigas



# Keflavik airport

## SPECIFICATIONS

Country	Iceland
Location	Keflavik
Type of product	Atlas Gigas, Escalators








## Museum of Contemporary Arts

### SPECIFICATIONS

Country	Serbia
Location	Belgrade
Type of product	HADI lift



## Mango store

### SPECIFICATIONS

Country	Greece
Location	Rhodes
Type of product	Passenger lift





## UWS Kingswood Campus-Library

### SPECIFICATIONS

Country	Australia
Location	Kingswood
Type of product	Atlas Gigas



## Business Centre

### SPECIFICATIONS

Country	Romania
Location	Bucharest
Type of product	Duplex traction lifts





# American Express Stadium

## SPECIFICATIONS

Country	United Kingdom
Location	Brighton
Type of product	Atlas Basic




# EmQuartier Shopping Mall

## SPECIFICATIONS

Country	Thailand
Location	Bangkok
Type of product	Maison Lift





## Green Gold

### SPECIFICATIONS

Country	Croatia
Location	Zagreb
Type of product	Atlas Basic, Atlas Gigas



## International airport

### SPECIFICATIONS

Country	Greece
Location	Thessaloniki
Type of product	Panoramic passenger lifts





# T4 Business Centre

## SPECIFICATIONS

Country	Russia
Location	St. Petersburg
Type of product	Panoramic passenger lifts



# Atrium Prestige Hotel

## SPECIFICATIONS

Country	Greece
Location	Rhodes
Type of product	Traction passenger lifts





  
[kleemannlifts.com](http://kleemannlifts.com)

While every effort has been to ensure the accuracy of the information in this brochure, KLEEMANN assumes no responsibility for omissions or typographical errors. Images are for demonstration purposes only. They are not suitable for construction/building purposes, nor feasibility studies.

Copyright © KLEEMANN 2018

