



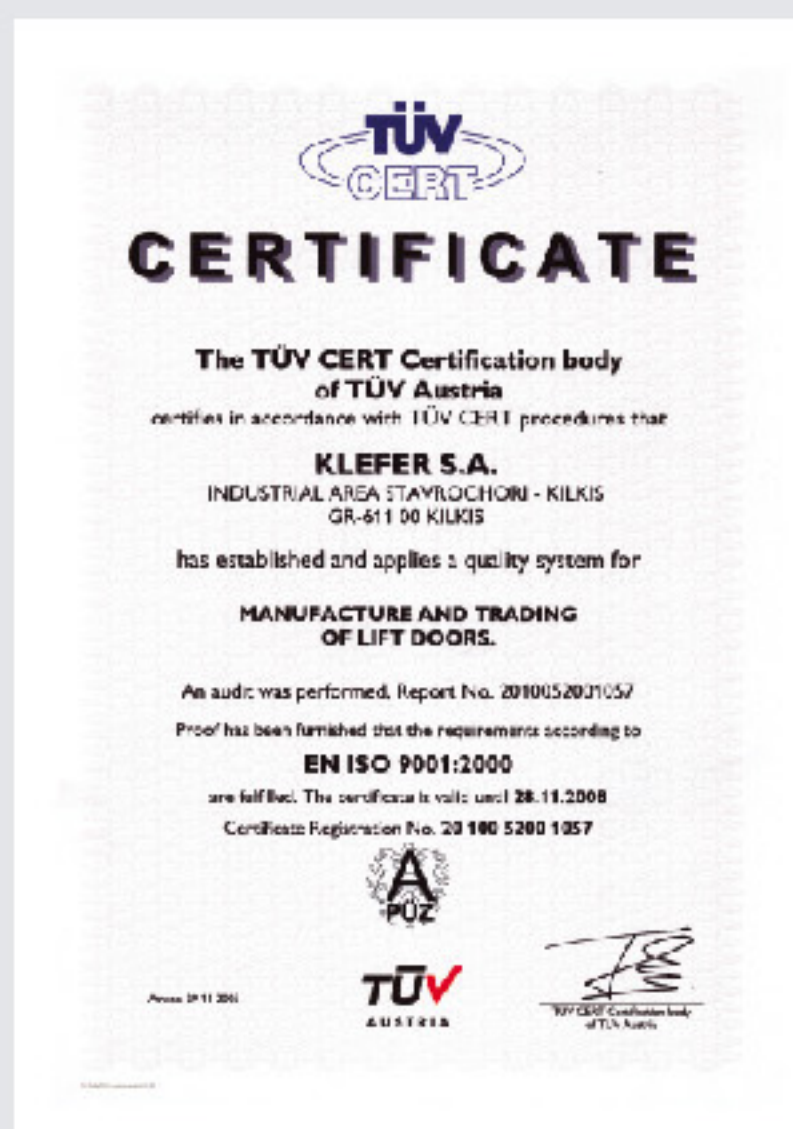
Kilkis Industrial Area, Post Code 61 100,  
Kilkis, Greece, Operator: +30 234 10 75 730,  
Fax: +30 234 10 75 733,  
E-Mail: [commercial@klefer.gr](mailto:commercial@klefer.gr),  
[www.klefer.gr](http://www.klefer.gr)





## KLEFER CERTIFICATES AND QUALITY

## THE COMPANY



KLEFER was founded in 1999 by two well-established partners in the lift industry, KLEEMANN HELLAS and TECNOLAMA FERMATOR. By combining the extensive know-how of the two companies, KLEFER became the first manufacturer of automatic doors for lifts in Greece and one of the fastest growing in Europe. Starting out with initial private owned facilities covering 6.500 m<sup>2</sup> and having personnel of 30 people, today KLEFER has extended its facilities to 12.000 m<sup>2</sup> with personnel of over 100 people.



THE BRITISH INSTITUTE OF WARRINGTON  
CERTIFIES THE FIRE RESISTANCE  
OF KLEFER DOORS ACCORDING TO EN 81-58.



## THE PRODUCTS

### FOLDING CABIN DOORS G3

Available in:

- FLAT G3 (sill 100)
- FLAT G3 big vision
- Clear openings from 600/650 mm to 1100/1150 mm
- All finishings of St. St

Folding doors benefits:

- Emergency evacuation in case of power failure
- Easy installation & adjustment



DOOR OPERATOR G3



MODEL G3 (BIG VISION)



MODEL G3

### VALUES OF THE COMPANY

- High quality products
- Technical customer support
- Fast service
- Fast delivery

### RESEARCH AND DEVELOPMENT

The R&D department of KLEFER, in co-operation with the respective departments of KLEEMANN and FERMATOR, is continuously examining the needs of both local and international markets and designs high-quality solutions and products.

### FOLDING DOORS FOR MODERNIZATION G3

By further extending its product range, Klefer has developed a new folding door, specially designed for the modernization of old lifts.

On the existing cabin the folding door G3 can be adjusted on the side of the cabin with a required width of 60 to 100mm.

The door is equipped with a special sill that can be easily placed on the floor of the cabin, without any necessary cutting. It has the shape of a ramp in order to allow passengers to access the cabin easy.






## AUTOMATIC DOORS WITH VVVF OPERATOR

By using the most advanced inverter in the market, (VVVF-4+) designed exclusively for use by automatic doors, KLEFER automatic doors offer:

- Easy installation and maintenance
- Automatic adjustment
- High endurance of parts and low cost of maintenance
- Emergency evacuation option in case of power failure
- Exceptional fire resistance (certified) complying with European Directives and International standards.
- Compatibility with all lift controllers
- Intelligent photocell activated and de-activated automatically in case of permanent interruption
- Adjustment of opening and closing speed as well as torque
- The choice between standard (40/ 10) and heavy duty type (50/ 11)
- High-quality epoxy paint with a standard RAL 7010 but they can also be offered in any RAL colour
- The choice between different St. St. finishings but are also available in various glass types (Big Vision - Full Glass)

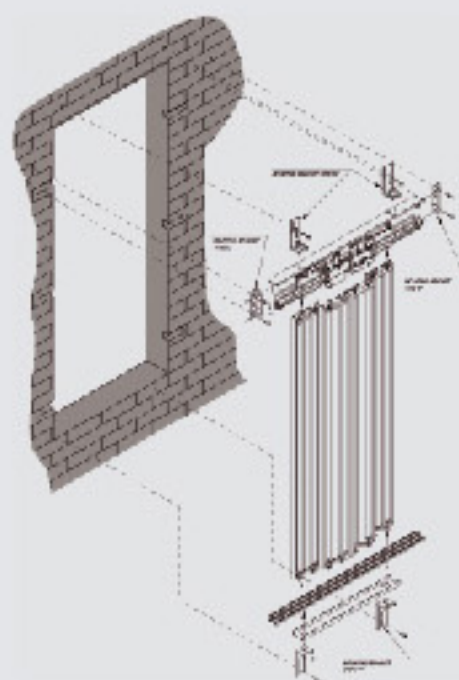


INVERTER VVVF-4+

## MODERNIZATION DOORS


KLEFER presents its automatic and folding doors to be used for the modernization of old lifts. These solutions consist of:

- Two panel telescopic cabin door with sill of 70 mm
- Four panel center cabin door with sill of 70 mm
- Three panel cabin door with sill of 90 mm



## > ADVANTAGES

- Exceptional Robustness
- Easy Installation and Maintenance
- High-quality packaging
- Complete list of spare parts
- Written warranty of good operation



AUTOMATIC DOOR WITH VVVF-4+



FULL GLASS DOOR WITH VVVF-4+

TYPE OF DOOR	CLEAR OPENING IN mm		CLEAR HEIGHT IN mm	
	FROM	TO	FROM	TO
2 PANEL CENTER	600	1800	2000	3000
2 PANEL TELESCOPIC	600	1800	2000	3000
3 PANEL TELESCOPIC	600	2400	2000	3000
4 PANEL CENTER	600	3000	2000	3000
6 PANEL CENTER	800	3000	2000	3000
8 PANEL CENTER	1400	3000	2000	3000



## CUSTOMISED PRODUCTS

KLEFER being a pioneer in the design and manufacture of lift doors offers a unique line of custom designed doors that fully cover the extensive needs of both local and international markets.

### SEMI-AUTOMATIC LANDING DOORS

KLEFER semi-automatic doors are available in a high quality electrostatic epoxy paint but also in various finishings of stainless steel.



CLASSIC



LUXURY GLASS



LUXURY PLUS  
With a special  
glass and handle

LUXURY

### > AUTOMATIC DOORS WITH IP54 PROTECTION

Automatic doors with IP54 protection offer the ideal solution for usage of doors in an increased humidity environment.

### > CUSTOMISED SEMI-AUTOMATIC LANDING DOORS

In complete harmony with today's designer trends, KLEFER offers solutions and products which fully cover today's architectural needs.

By offering the choice of customized glass and handle these doors offer a touch of luxury and at the same time retain the very high quality standards of the company.



ROMANTIC



GOLD



MEANDROS

TYPE OF DOOR	CLEAR OPENING IN mm		CLEAR HEIGHT IN mm	
	FROM	TO	FROM	TO
CLASSIC	600	1000	2000	2200
LUXURY	700	950	2000	2200
LUXURY GLASS	700	950	2000	2200

### > ADVANTAGES

- Easy installation and adjustment
- Certified lock
- Personal choice of handle and glass
- Availability of frame extensions
- High-quality paint
- Protection film for paint



## ROUND AUTOMATIC CABIN AND LANDING DOORS

KLEFER introduces to the market its round door with VVVF-4+ operator. This product combines all the advantages of automatic doors and is available in the following options:

- With epoxy panels
- With St. St panels
- In full glass
- In big vision glass



ROUND AUTOMATIC DOOR

## OPTIONAL SELECTIONS

For the range of semi automatic doors, Klefer introduces the option of decorating the doors with a variety of optional handles.

### > HANDLE



SUPERIOR



CLASSIC



LUXURY



ELEGANCE




AVANTEGUARD

## OPTIONAL RANGE OF COLORS


Through a wide variety of RAL colors, Klefer doors can be customized to your personal taste and elevate the finesse of your building.



RAL 5010



RAL 3004




RAL 3000



RAL 1013



RAL 1007



RAL 1001



RAL 5018



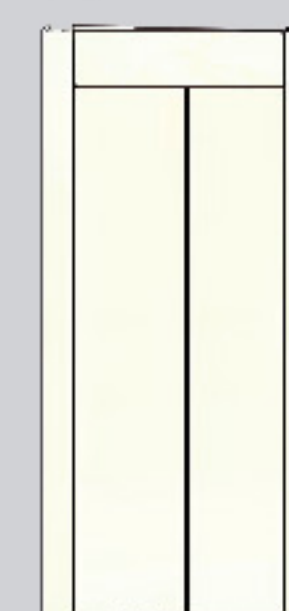
RAL 6005




RAL 7001



RAL 7035



RAL 9001



RAL 9016

The pictures might differ from reality